


Your guide for your Application Procedure



STUDY IN FRANCE

WELCOME TO FRANCE



- I. Campus France: about us
- II. Calendar for the 2025-2026 academic year
- III. English Taught Programs
- IV. What documents are required for my file?
- V. How to create an online file

I. Campus France: about us




Welcome to Campus France Lebanon!

Campus France Lebanon is the agency for the promotion of higher education, welcoming students and international mobility.

Its main mission is:

- To ensure the promotion of French higher education among Lebanese students and the universities where they study.
- To inform Lebanese students about the education system and different academic domains in France.
- To support Lebanese students in developing their study project in France.
- To guide and support Lebanese students in the application process and pre-consular procedures.

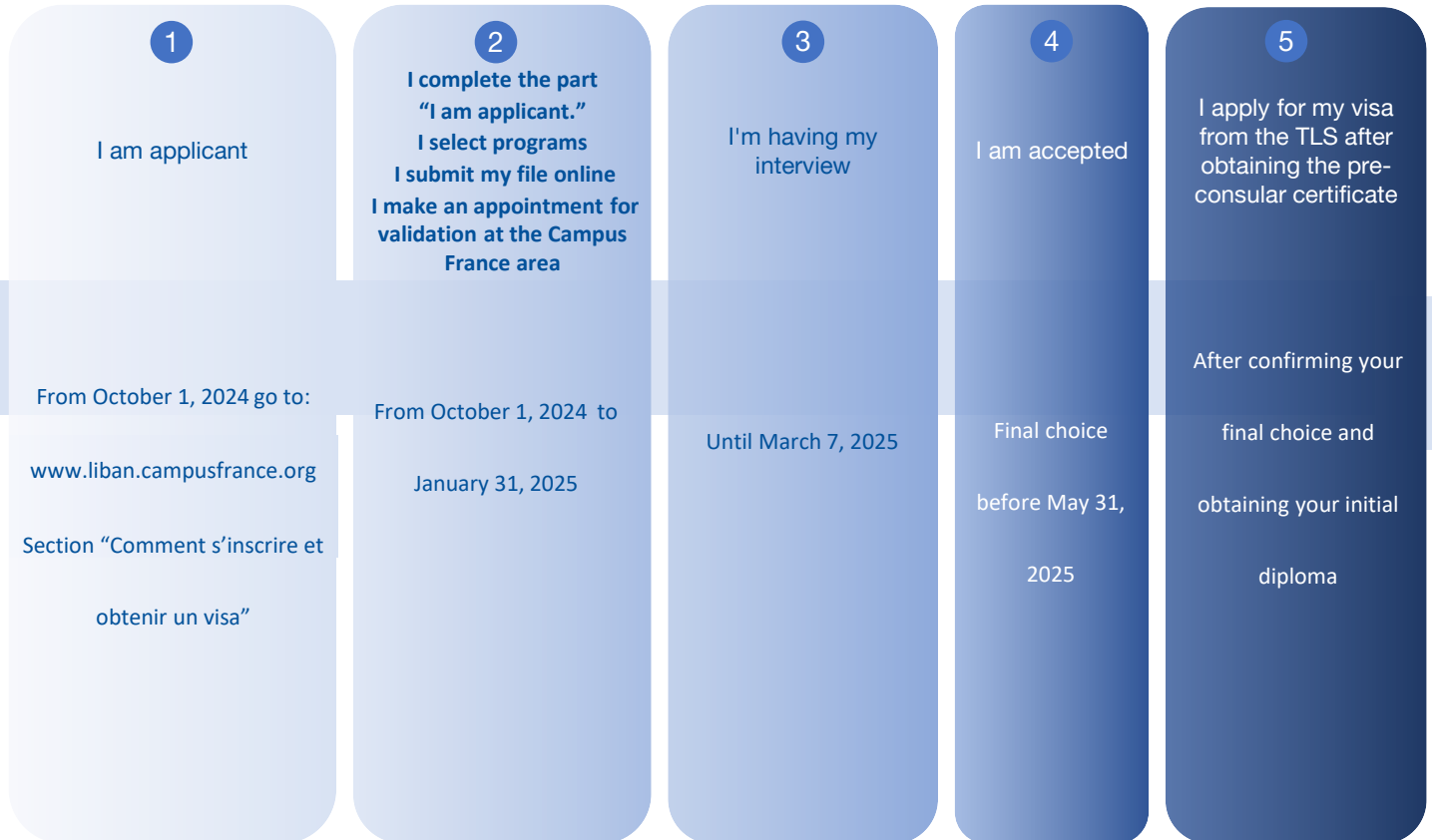


II. Calendar for the 2024-2025 application campaign




All Applicants

Bachelors and Master 1 & 2
Engineering and business schools
and art



III. English Taught Programs



- English speaking students can enroll in english taught programs in France. They have access to the following programs through the HORS DAP procedure : M1, M2, engineering schools, business schools and art schools.
- Students wishing to apply for a **first year of Bachelor** degree can only apply for private universities by selecting the option « all other programs »
- Most of the private universities are not found on the Etudes en France platform and require a direct contact on their websites.

IV. The documents required for my file




Before completing your application file, you must gather the following documents :

- An identity photo not exceeding 50 kb.
- An identity document in PNG, JPEG or PDF format not exceeding 300 KB.
- Your baccalaureate, your transcripts and your validated university diplomas in PNG, JPEG or PDF format not exceeding 300 kb.
- Your CV in PDF format not exceeding 300 KB.
- Your English test IELTS, TOEFL or TOIC
- If you have not yet taken your test, prepare your invitation to the language test.

All your documents must be in English.

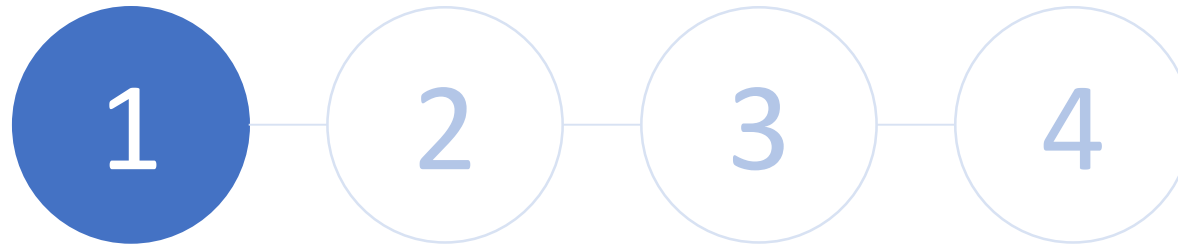


V. How to create an online file?



The screenshot shows the homepage of the 'Études en France' website. At the top left is the logo for the 'MINISTÈRE DE L'EUROPE ET DES AFFAIRES ÉTRANGÈRES' with the motto 'Liberté Égalité Fraternité'. Next to it is the 'ÉTUDES EN FRANCE' logo. On the top right, there are links for 'Sign up' and 'Sign in', and a language selector set to 'EN'. The main content area features the text 'Welcome to Études en France' and a button that says 'Looking for a training course ?' with a right-pointing arrow. On the right side of the page, there is a large, irregularly shaped image of a classical building with a dome, partially obscured by trees.

V. How to create an online file?



Step 1:
Create your account
on Etudes en France

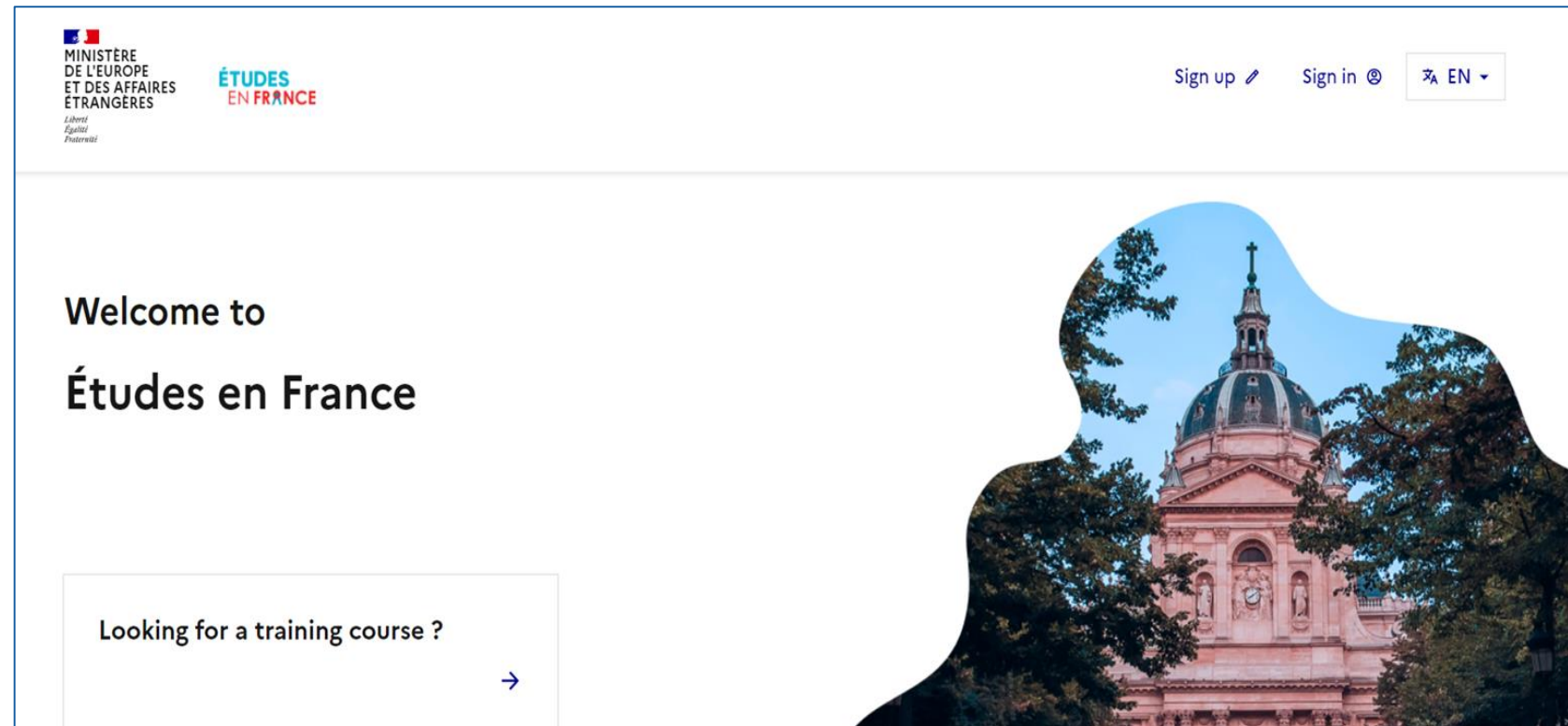
V How to create an online file?



Link of the website:

<https://pastel.diplomatie.gouv.fr/etudesenfrance>

Click on « Sign up »



The screenshot shows the homepage of the 'ÉTUDES EN FRANCE' website. At the top left is the logo of the 'MINISTÈRE DE L'EUROPE ET DES AFFAIRES ÉTRANGÈRES' with the motto 'Liberté, Égalité, Fraternité'. To its right is the 'ÉTUDES EN FRANCE' logo. On the top right, there are links for 'Sign up' and 'Sign in', and a language selector set to 'EN'. The main content area features the text 'Welcome to Études en France' and a button that says 'Looking for a training course ?' with a right-pointing arrow. The background of the page is a photograph of a large, ornate building with a dome, partially obscured by trees.

V. How to create an online file?



Select
« Espace Campus France Liban »

The screenshot shows the 'ÉTUDES EN FRANCE' website interface. At the top left, there is the logo for the 'MINISTÈRE DE L'EUROPE ET DES AFFAIRES ÉTRANGÈRES' with the motto 'Liberté Égalité Fraternité'. To its right is the 'ÉTUDES EN FRANCE' logo. The main content area features a dropdown menu with a list of countries. The option 'Espace Campus France Liban' is highlighted in blue. Other visible options include Géorgie, Ghana, Guinée, Hong Kong, Inde, Indonésie, Iran, Israël, Japon, Jordanie, Kenya, Koweït, Madagascar, Malaisie, Mali, Maroc, Maurice, Mauritanie, and Mexique. At the bottom of the page, there are logos for the Ministry of Europe and Foreign Affairs and 'CAMPUS FRANCE' (campusfrance.org LIBAN), along with the 'ÉTUDES EN FRANCE' logo. On the right side of the footer, there are links to legifrance.gouv.fr, gouvernement.fr, service-public.fr, and data.gouv.fr.



V. How to create an online file?



Complete the required information

Adresse électronique
Cette adresse me servira d'identifiant pour accéder à mon compte, et, si je l'accepte, pour recevoir des messages d'information de la part de mon Espace Campus France et des établissements auprès desquels je souhaite candidater.

Adresse électronique * :

Confirmation de l'adresse électronique * :

Identité
Nom de famille * :

Autres noms (patronyme) :

Prénom * :

Sexe * :

Date de naissance * :



V. How to create an online file?



Country of nationality * :

ID

To finalize my account, I fill out carefully the informations below as they appear on my ID.

Kind of ID * :

Limited date of validity :

(ex : 31/12/1980)

Number of ID document * :

Country of issue of the ID * :

Miscellaneous

J'accepte que les informations saisies soient exploitées dans le cadre de la procédure de candidature aux études en France

I accept to be registered at the Alumni network of the French Embassy

Create an account

Accept the terms and conditions

Then click on « Create an account »

V. How to create an online file?



In the next 24H you will receive an email on the email address that you provided

The screenshot shows two parts of the process. The top part is a confirmation page from the French Ministry of Europe and Foreign Affairs, titled 'Confirmation de la création'. It states that the account creation request is being processed and that an email has been sent to the user's specified address. It includes instructions to click the link in the email to activate the account and a 24-hour deadline. The bottom part shows an email inbox with a message from 'ne-pas-repondre.etudesenfrance@diffusion.diplomatie.gouv.fr'. The email content is identical to the confirmation page, providing a specific URL to activate the account: <http://paste.diplomatie.gouv.fr/etudesenfrance/dyn/public/confirmerCompte.html?ticket=a6ad493c-6738-4cb0-aea4-6d81ac3565a6>. The email also notes that the link expires in 48 hours and is sent automatically.

Click on the link to activate your account



Input your email address,
choose a password and
confirm the creation of
the account

Accueil > Saisie du mot de passe

Saisie du mot de passe

i Pour confirmer la création de votre compte, vous devez saisir votre email et définir votre mot de passe.

Adresse électronique * :
attestations.campus2022@gmail.com

Mot de passe * :
.....

Confirmation du mot de passe * :
.....

i Le mot de passe doit :

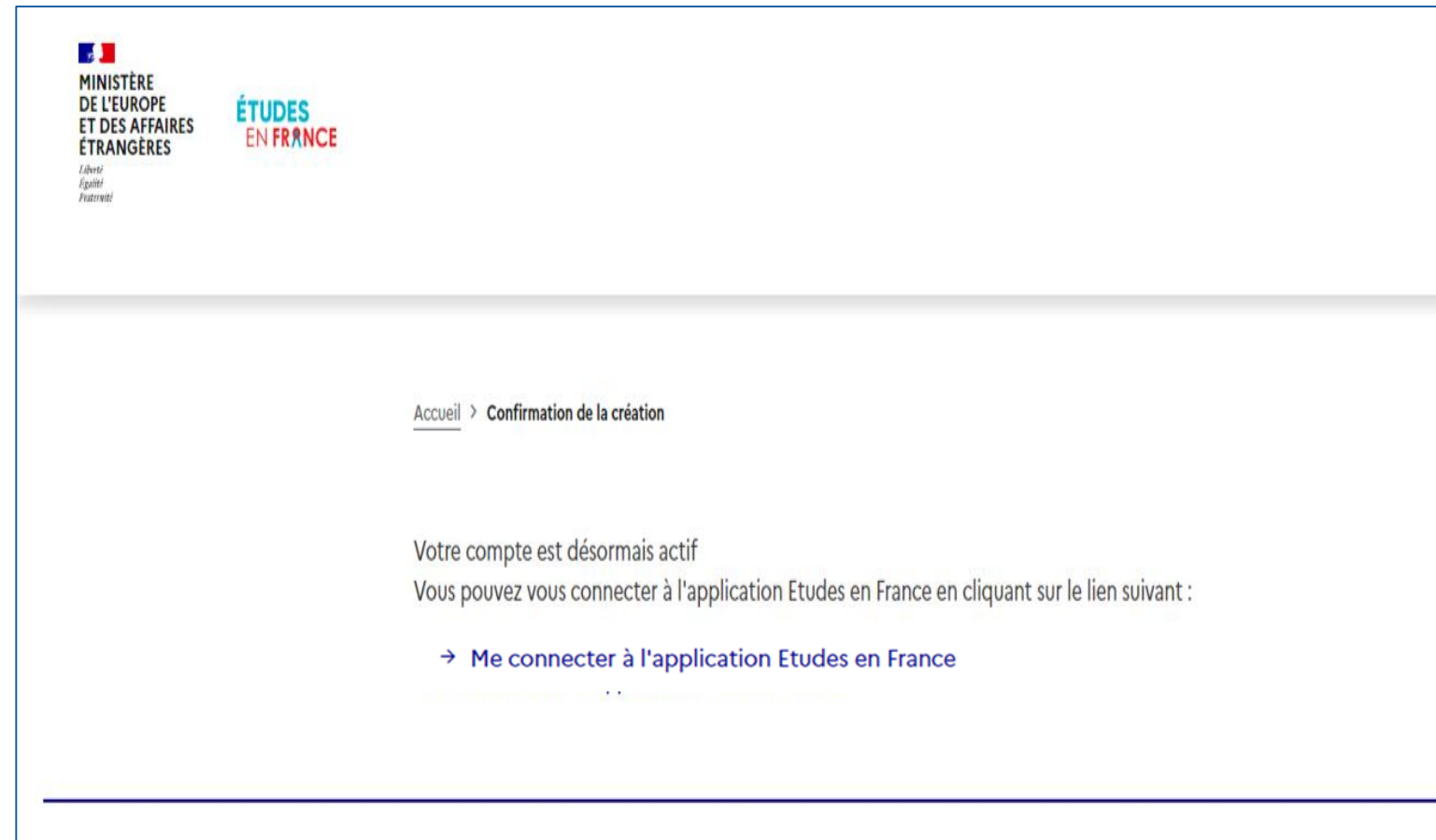
- avoir 11 caractères
- respecter les règles suivantes :
 - avoir au moins une minuscule
 - avoir au moins une majuscule
 - avoir au moins un chiffre
 - avoir au moins un caractère spécial (hors caractères alphabétiques et numériques)

Confirmer la création de mon compte

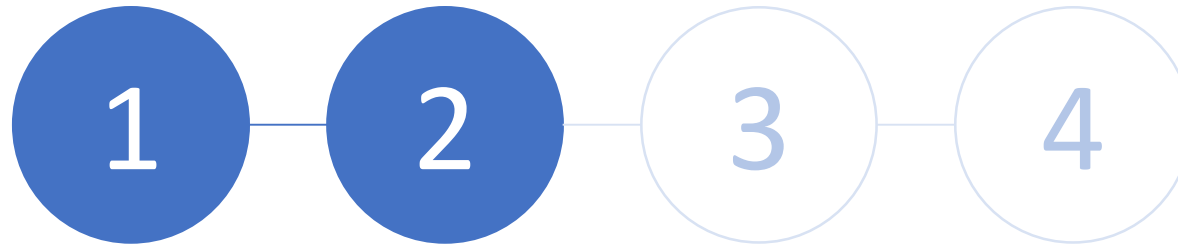
V. How to create an online file?



Connect to Etudes en France application by clicking



V. How to create an online file?



Etape 2:
Sign in to your account
Etudes en France

- 1
- 2
- 3
- 4

V. How to create an online file?



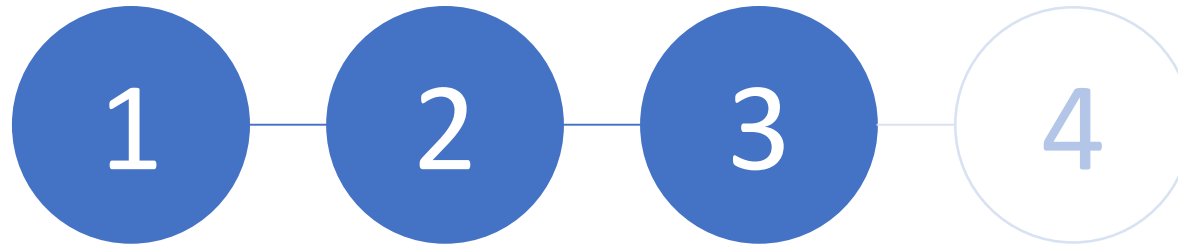
Click on
« Sign in »

The screenshot shows the 'Études en France' website with a sign-in modal open. The modal contains the following elements:

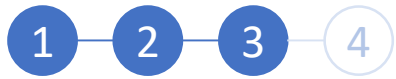
- Header: → Sign in (with a 'Fermer x' button)
- Form fields: Login * (containing 'sud@if-liban.com') and Password * (with masked characters).
- Link: Forgotten password ?
- Button: Connection (with a globe icon)
- Text: Don't have an account?
- Button: Sign up (with a pencil icon)

The background of the website shows the 'Études en France' logo, navigation links for 'Sign up' and 'Sign in', and a language selector for 'EN'. A banner at the bottom of the page reads 'Looking for a training course ?' with a right-pointing arrow.

V. How to create an online file?



Step 3:
Fill the section « I am
applicant »



V. How to create an online file?



Click on
« I am applicant »



[I am applicant](#) [I am accepted](#) [Ma messagerie](#) [Mon compte](#)

[Welcome](#) > [I am applicant](#)

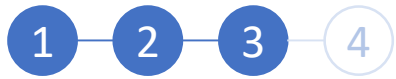
I am applicant

1 - 1 - I enter my file

2 - 2 - I prepare the hard copy of application

3 - 2 - Campus France USA is checking your application form

4 - 3 - The institutions verify your applications



V. How to create an online file?



Create now your file

Click on
« I enter my file »

The screenshot shows the user interface of the Etudes en France website. At the top left, there is the logo of the Ministry of Europe and Foreign Affairs (MINISTÈRE DE L'EUROPE ET DES AFFAIRES ÉTRANGÈRES) with the motto "Liberté, Égalité, Fraternité". To its right is the "ÉTUDES EN FRANCE" logo. In the top right corner, the word "Espace" is visible. Below the header, there is a navigation menu with four items: "I am applicant", "I am accepted", "Ma messagerie", and "Mon compte". The main content area shows a breadcrumb trail: "Welcome > I am applicant". Below this, the heading "I am applicant" is displayed. Underneath, there is a sub-heading "1 - 1 - I enter my file". A blue information box with an 'i' icon contains the text: "The electronic application file is mandatory to apply for the institutions with the Etudes en France process. We advice you to fill out in order the following 3 steps."



Click on « I enter my personal data »



If you see Campus France USA, don't worry this is a bug that is being fixed, but your file is submitted for Lebanon

I am applicant I am accepted Ma messagerie Mon compte

[Welcome](#) > I am applicant

I am applicant

1 - 1 - I enter my file

i The electronic application file is mandatory to apply for the institutions with the Etudes en France process. We advice you to fill out in order the following 3 steps.

→ 11 - I enter my personal data **Incomplete**

→ 12 - I fill out my programs cart

→ 13 - I submit my file to **Campus France USA**



Upload a picture by clicking
on
«Modify my photograph »

I am applicant | I am accepted | Ma messagerie | Mon compte

Welcome > I am applicant > Enter my file > Enter my personal data

My personal data

i Les champs marqués d'un astérisque (*) doivent être renseignés. I display each part below

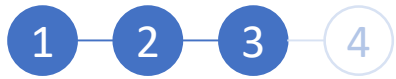
i In this step, we recommend you to enter your data, your education and professional career, and add your level in French.

Logins and photograph

My email (connexion and contact) :	ajami_aida@yahoo.com	Identity photograph:	
My Etudes en France login :	LB23-02495		
EF Address of who handle my file :	Campus France Liban Institut Français du Liban - rue de Damas - Beyrouth - Liban email: rita.hani@if-liban.com Phone: 009611420258		

i Scan your ID photograph in Jpeg 300 DPI 26*32 mm. It must be in jpeg or png format and the size must not exceed 50kb.

[Modify my photograph ↗](#)



V. How to create an online file?



Verify your information by clicking on « Modify »

Upload an Identity piece by clicking on « Attachment »

Once your identity piece is uploaded click on « Close »

Identity

Complete Modify

Attachments(2)

You must add a copy of your ID photograph

Last name : **EZZEDDINE** Name : **Aiada**

Other family name : Sex : **Female**

Date : **Passeport**

Birth : **LB2541367**

Birth : **Lebanon**

Cou : **12/07/2025**

Je su

My scanned attachments for my identity Close x

You can add your attachments with format PDF, JPG or PNG. The size of each document must not exceed 300 ko.

In order to make easier exploiting of data, you can add a quick description of each document (for example : report of the first quarter). The documents are arranged in alphabetical order.

make sure your documents are readable.

How get a readable scanned document ? Add a new attachment: Aucun fichier choisi

My attachments

Name of the file	Comment	
passeport.jpg		Comment Browse Delete
passeport.jpg		Comment Browse Delete

Fermer x

V. How to create an online file?



The section must display « **Complete** », In green!

Identity

Complete [Modify](#) ↗

Attachments(2)

i You must add a copy of your ID photograph

Last name :	EZZEDDINE	Name :	Aiada
Other family name :		Sex :	Female
Date of birth :	25/12/2001	Type of ID :	Passeport
Birth country :	Lebanon	ID number :	LB2541367
Birth place :	Tyr	Country of issue of the ID :	Lebanon
Country of nationality :	Lebanon	Limited date of validity :	12/07/2025
Je suis en situation de handicap :	No		

- 1
- 2
- 3
- 4

V. How to create an online file?



Complete the section « Data » by clicking on « Modify »

Data

Complete

Address :

ZIP :

fixed-line phone number :

Liban Sud

Tyr

Modify ↗

Data

Address * :

Number, street, more

rue nnnnn

ZIP * :

1601

Province / State / Region * :

Liban Sud

City * :

Tyr

Si elle n'est pas présente dans la liste, je sélectionne la mention Autre et je saisis son nom ci-dessous

fixed-line phone number :

Area code	Number
961	03222222

Mobile phone number :

Area code	Number

Register **Cancel** ✕

Then click on « Register »



Complete the section
« Special status » by
clicking on « Modify »

Special status

Incomplete **Modify** ↗

i Please indicate if you are concerned by one of these cases or tick the box. If you declare being in one of the following cases, you must add a proof.

Grant / scholarship :

Other case :

V. How to create an online file?



If you benefit from a scholarship select which one

Fermer x

Special status

i Please indicate if you are concerned by one of these cases or tick the box "I am not concerned by any mentioned cases below".

Grant / scholarship :

▼

- BOURSE AUF
- Bourse CNRS
- Bourse du Gouvernement Français
- Bourse EIFFEL
- Bourse ERASMUS
- Bourse île-de-France
- Bourse MIRA
- bourse université française

Mon



Select which case applies to you
If you have a french baccalaureate diplomat 2021-2022-2023 or if you will receive a french baccalaureate in summer 2024 select « Bac français de l'année en cours »

Special status Fermer x

i Please indicate if you are concerned by one of these cases or tick the box "I am not concerned by any mentionned cases below".

Grant / scholarship :

Other case :

- Bac Français de l'année en cours en cours ou Bac français datant de moins de 4 ans
- Codiplomation
- DFMS/DFMSA
- Doctorat en cotutelle
- Stage Long
- TRANSFERT DE DOSSIER

V. How to create an online file?



Fermer x

Special status

i Please indicate if you are concerned by one of these cases or tick the box "I am not concerned by any mentioned cases below".

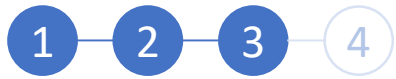
Grant / scholarship :

Other case :

I am not concerned by any mentioned cases below

Register Cancel x

If none of the cases apply to you, select « I am not concerned by any mentioned cases below »



V. How to create an online file?



Upload your CV by clicking
on
« Choisir un Fichier »

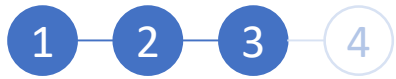
Mon Curriculum Vitae (CV)

How get a readable scanned document ?

Ajouter un fichier :

Vous pouvez ajouter votre CV au format PDF, PNG ou JPEG. Le fichier ne doit pas dépasser 500 ko.

Aucun fichier choisi



V. How to create an online file?



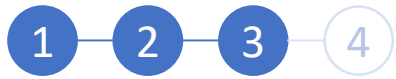
Complete the section
« Mon Cursus »
In this section you will
showcase your academic
curriculum

Mon cursus

i Your education must contain at least 2 activities and all your activities must be approved by at least one attachment.

Add :
A year of higher education

Add



V. How to create an online file?



If you are in grade 12 , you have to add three grades: 10,11,12

Mon cursus

i Your education must contain at least 2 activities and all your activities must be approved by at least one attachment.

No element.

My tests and exams of French

i You must attach a document for each test you declare

Add:

- A year of higher education
- A year of higher education
- A diploma of higher education
- High school diploma or equivalent**
- A year in high school
- An entrance exam
- Another activity

Add

1st year applicants

If you are applying for a master go to page 38

For grade 10 and 11, Select « A year of high school », then click on « Add »

Mon cursus

i Your education must contain at least 2 activities and all your activities must be approved by at least one attachment.

Add:

A year in high school

Add

No element.

For grade 12, Select « High school diploma or equivalent », then click on « Add »

Mon cursus

i Your education must contain at least 2 activities and all your activities must be approved by at least one attachment.

Add:

High school diploma or equivalent

Add

No element.

V. How to create an online file?



For grade 10
and 11 select « Bac-1 »

1st year
applicants

Year of high school

- Niveau BAC : Bac ES : Economique et sociale
- Niveau BAC : Bac L : Littéraire
- Niveau BAC : Bac LH : lettres et humanités
- Niveau BAC : Bac S : Scientifique
- Niveau BAC : Bac SG : Sciences Générales
- Niveau BAC : Bac SV : Sciences de la Vie
- Niveau BAC : Bac Technique
- Niveau BAC : Diplôme autre que bac
- Niveau BAC-1 : Bac ES : Economique et sociale
- Niveau BAC-1 : Bac L : Littéraire
- Niveau BAC-1 : Bac LH : lettres et humanités**
- Niveau BAC-1 : Bac S : Scientifique
- Niveau BAC-1 : Bac SG : Sciences Générales
- Niveau BAC-1 : Bac SV : Sciences de la Vie
- Niveau BAC-1 : Bac Technique
- Niveau BAC-1 : Diplôme autre que bac

Average :

V. How to create an online file?



If you are in grade 12 and will pass your exams at the end of the year, select the year 2024 and click on «Ongoing program, I will fill out marks and documents later. »

1st year applicants

High school diploma or equivalent

School year * :
Select the year of your diploma, even if you did not pass it.
2024

I passed this diploma. I can provide marks and documents.
 Ongoing diploma, I will fill out marks and documents later.

Country * :
Lebanon

Province / State / Region * :

City * :

If the city does not appear in the list, I select the mention "other" and I enter the name below

Institution * :

If it is not in the list, I select the option "Other" and I enter the name below.

Je prépare le baccalauréat dans un établissement du réseau de l'Agence pour l'enseignement français à l'étranger (AEFE).

Diploma * :

Register Cancel x

V. How to create an online file?



1st year applicants

For each grade or level added, complete the information and click on « Register »

High school diploma or equivalent

School year * :
Select the year of your diploma, even if you did not pass it.
2024

I passed this diploma. I can provide marks and documents.
 Ongoing diploma, I will fill out marks and documents later.

Country * :
Lebanon

Province / State / Region * :
[Empty dropdown]

City * :
[Empty dropdown]

If the city does not appear in the list, I select the mention "other" and I enter the name below
[Empty text input]

Institution * :
[Empty dropdown]

If it is not in the list, I select the option "Other" and I enter the name below.
[Empty text input]

Je prépare le baccalauréat dans un établissement du réseau de l'Agence pour l'enseignement français à l'étranger (AEFE).

Diploma * :
[Empty text input]

Register Cancel x

V. How to create an online file?



1st year applicants

Mon cursus

i Your education must contain at least 2 activities and all your activities must be approved by at least one attachment.

Add :
A year of higher education

Add

2024	High school diploma or equivalent (In process) Bac SV : Sciences de la Vie	Ecole Officielle Saïda Saïda , Liban Sud , Lebanon Average: Not filled Major : Not filled	To modify Delete Attachments(0)
2023	Year of high school Niveau BAC-1 : Bac SV : Sciences de la Vie <i>Attachment missing</i>	Ecole Officielle Saïda Saïda , Liban Sud , Lebanon Average: Not filled	To modify Delete Attachments(0)
2022	Year of high school Niveau BAC-1 : Bac SV : Sciences de la Vie <i>Attachment missing</i>	Ecole Officielle Saïda Saïda , Liban Sud , Lebanon Average: Not filled	To modify Delete Attachments(0)

For each academic year upload your grade report cards by clicking on « attachments » for each academic year.

If you do not yet have grades for the current year, download a registration certificate

V. How to create an online file?



1st year applicants

This is how your courses should appear.

All levels should show « Complete »!

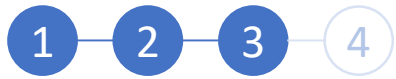
Mon cursus

Your education must contain at least 2 activities and all your activities must be approved by at least one attachment.

Add : A year of higher education

Add

2024	High school diploma or equivalent (In process) Bac SV : Sciences de la Vie	Ecole Officielle Saïda Saïda , Liban Sud , Libanon Average: Not filled Major : Not filled	To modify Delete Attachments(0)
2023	Year of high school Niveau BAC-1 : Bac SV : Sciences de la Vie	Ecole Officielle Saïda Saïda , Liban Sud , Libanon Average: Not filled	To modify Delete Attachments(1)
2022	Year of high school Niveau BAC-1 : Bac SV : Sciences de la Vie	Ecole Officielle Saïda Saïda , Liban Sud , Libanon Average: Not filled	To modify Delete Attachments(1)



V. How to create an online file?




HORS DAP Applicants
L2 to master

You should add your Grade 12 and your university years.

For grade 12 select «High school diploma or equivalent», then click on « Add »

For university years, select« A year of higher education », then click on « Add »


Mon cursus

 Your education must contain at least 2 activities and all your activities must be approved by at least one attachment.

Add: High school diploma or equivalent

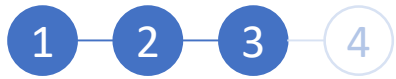
Add

Mon cursus

 Your education must contain at least 2 activities and all your activities must be approved by at least one attachment.

Add: A year of higher education

Add



V. How to create an online file?



If you are currently studying, select the year 2024 and click on « Ongoing program, I will fill out marks and documents later. »

For each year level you must complete this form then click on « Register »

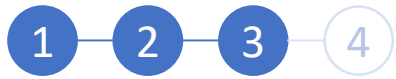
Year of higher education

The screenshot shows a registration form with the following fields and options:

- School year ***: A dropdown menu with "2024" selected. Below it, a note says: "Select the ending date of your activity. For example, for the dates from 09/15/2012 to 06/15/2013, you must select 2013."
- Program Status**: Two radio buttons. The first is "This program is over. I can provide records and attachments." The second is "Ongoing program, I will fill out marks and attachments later." (This option is selected).
- Country ***: A dropdown menu with "Lebanon" selected.
- Province / State / Region ***: A dropdown menu with "Liban Sud" selected.
- City ***: A dropdown menu with "Saïda" selected.
- Other City**: A text input field with the placeholder "Si la ville n'est pas présent dans la liste, je sélectionne la mention Autre et je saisis son nom ci-dessous".
- Institution ***: A dropdown menu.
- Other Institution**: A text input field with the placeholder "If it is not in the list, I select the option 'Other' and I enter the name below."
- Level ***: A dropdown menu with "Sélectionner le niveau" selected. Below it, a note says: "You must select below the corresponding level to the number of study years after passing the high school diploma."
- Field of study ***: A dropdown menu.

At the bottom of the form, there are two buttons: "Register" (in blue) and "Cancel x" (in white with a blue border).

HORS DAP Applicants
L2 to master



V. How to create an online file?



Upload your transcripts by clicking on « Attachments »

Upload your transcripts for each of your university years!

If you do not yet have grades for the current year, upload a registration certificate

Mon cursus

i Your education must contain at least 2 activities and all your activities must be approved by at least one attachment. Add :

A year of higher education ▼

Add

2024	Higher education (In process) Physics	Université Libanaise Saïda , Liban Sud , Lebanon	To modify Delete
Complete	3rd year of higher education	Average: Not filled	Attachments(0)
2023	Higher education Physics	Université Libanaise Saïda , Liban Sud , Lebanon	To modify Delete
Attachment missing	2nd year of higher education	Average: Not filled	Attachments(0)
2022	Higher education Physics	Université Libanaise Saïda , Liban Sud , Lebanon	To modify Delete
Attachment missing	1st year of higher education	Average: Not filled	Attachments(0)
2021	High school diploma or equivalent Bac SV : Sciences de la Vie	Ecole Officielle Saïda Saïda , Liban Sud , Lebanon	To modify Delete
Attachment missing		Average: Not filled	Attachments(0)
		Major : Not filled	

HORS DAP Applicants
L2 to master

V. How to create an online file?



This is how your courses should appear.

All levels must display "Complete"!

Mon cursus

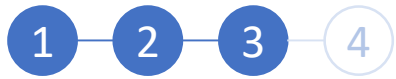
i Your education must contain at least 2 activities and all your activities must be approved by at least one attachment.

Add : A year of higher education

Add

2024	Higher education (In process) Physics	Université Libanaise Saïda , Liban Sud , Lebanon	To modify Delete
Complete	3rd year of higher education	Average: Not filled	Attachments(0)
2023	Higher education Physics	Université Libanaise Saïda , Liban Sud , Lebanon	To modify Delete
Complete	2nd year of higher education	Average: Not filled	Attachments(1)
2022	Higher education Physics	Université Libanaise Saïda , Liban Sud , Lebanon	To modify Delete
Complete	1st year of higher education	Average: Not filled	Attachments(1)
2021	High school diploma or equivalent Bac SV : Sciences de la Vie	Ecole Officielle Saïda Saïda , Liban Sud , Lebanon	To modify Delete
Complete		Average: Not filled Major : Not filled	Attachments(1)

HORS DAP Applicants
L2 to master



V. How to create an online file?



You don't have to fill this section as you are studying in english.

You may upload any french course you have taken in the section « Mon niveau de français ».

My tests and exams of French

Add a test of type :



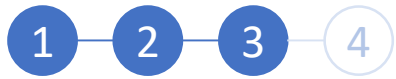
You must attach a document for each test you declare

TCF SO + TP with written and verbal component




Add

No test



V. How to create an online file?



 Holders of a French baccalaureate must complete the “My level of French” section by clicking on Modify

Holders of a french bac

i **My French level**
If you passed a test of French, do not fill out this section : add your test in this section "my tests and exams of French"
You can add some attachements to stress on your declaration (records, admission...)

Part or all of my school years were in French :	No	Modify
I have studied French :	No	Attachments(0)

V. How to create an online file?



Select « yes » for both sections «Part or all of my school years were in French » and « i have studied french »

My French level

Close x

i (If you passed a test of French, do not fill out this field. Add your test in this field "my tests and exams of French")

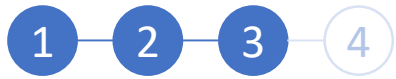
Part or all of my school years were in French * :

Yes ▼

I have studied French * :

Yes ▼

Holders of a french bac



V. How to create an online file?



Complete the form as follows:

For the section « Number of hours of french lessons » select « More than 1000 Hours »

For the section « For a length of », select « 4 years and more »

For the section « Achieved level », select « Advanced »

Click on register

My French level

(Put the last institution in which you studied French)

Country * :
Lebanon

Province / State / Region * :
Liban Sud

City * :
Saïda

If the city does not appear in the list, I select the mention "other" and I enter the name below

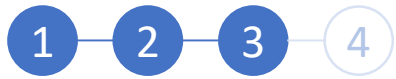
Institution * :
Université Libanaise

If the institution does not appear in the list, I select the mention "other" and I enter the name below

Number of hours of French lessons * :
More than 1000 hours

Register Cancel x

Holders of a french bac



V. How to create an online file?



Upload your french
baccalaureate by
clicking on
« Attachment »

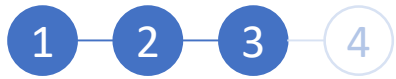
Holders of a
 french bac



My French level

*If you passed a test of French, do not fill out this section : add your test in this section "my tests and exams of French"
You can add some attachments to stress on your declaration (records, admission...)*

Part or all of my school years were in French :	Yes	Institution :	Université Libanaise	Modify Attachments(0)
I have studied French :	Yes	City :	Saïda , Liban Sud , Lebanon	
		Number of hours of French lessons :	More than 1000 hours	
		For a length of :	4 years and more	
		Achieved level :	Advanced	




V. How to create an online file?



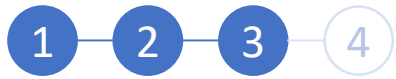
If you have already stayed in France, complete the section « My stays in France »

Otherwise, you do not have to complete this section

	<p>My stays in France <i>You can, if you want to, add an attachment for your stay (visa, Plane ticket, certificate...)</i></p>
---	---

Add

No stay in France



V. How to create an online file?



Candidates who wish to pursue studies in English must complete the section « Mon niveau d'anglais »

Click on « Modify » to complete the form, then click on « Attachments » to upload the test or proof of english level/ proficiency

i **Mon niveau d'anglais (et autres langues)**
La saisie du niveau d'anglais est obligatoire si vous ajoutez des formations Taught in English dans votre panier. Si vous déclarez un test d'anglais, vous devez joindre un justificatif.

[Modify](#)

Not clarified

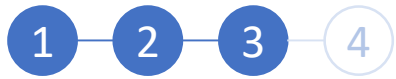
- 1
- 2
- 3
- 4

V. How to create an online file?



For the section
« J'ai étudié l'anglais »
Select « Oui »

The screenshot shows a web interface for 'Mes séjours en France'. At the top right, there are buttons for 'Ajouter +' and 'Fermer x'. The main form area contains a dropdown menu labeled 'J'ai étudié l'anglais *'. The dropdown is open, showing three options: 'Oui' (highlighted in blue), 'Non', and 'Langue maternelle'. Below the dropdown, there are two buttons: 'Enregistrer' (with a lock icon) and 'Annuler x'.



V. How to create an online file?



If you have taken an English test, select your test

J'ai déjà passé un examen d'anglais * :

Non

Non
Advanced certificate
GMAT
GRE
IELTS
TOEFL
TOEIC
Autre

Enregistrer

Annuler

Retour

V. How to create an online file?



Complete the form the click on « Register »

Mes séjours en France Ajouter + fermer x

J'ai étudié l'anglais * :
Oui

J'ai déjà passé un examen d'anglais * :
IELTS

Score global obtenu * :
75

Sur un total de * :
9

Année * :
2020

Autre langue pratiquée :

Enregistrer Annuler x

legifrance.gouv.fr gouvernement.fr service-public.fr data.gouv.fr

V. How to create an online file?

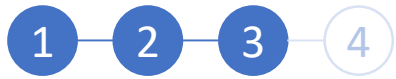


Upload the certificate of achievement for your English test by clicking on "Attachments"

i **Mon niveau d'anglais (et autres langues)**
La saisie du niveau d'anglais est obligatoire si vous ajoutez des formations Taught in English dans votre panier. Si vous déclarez un test d'anglais, vous devez joindre un justificatif.

Manque justificatif

J'ai étudié l'anglais :	Oui	Nature de l'examen :	IELTS	Modifier ↗
J'ai déjà passé un examen d'anglais :	Oui	Score global obtenu :	7.50	Ju: Justificatifs(0)
		Sur un total de :	9	
		Année :	2020	



V. How to create an online file?



The section Mon niveau d'anglais should display « Complete »!

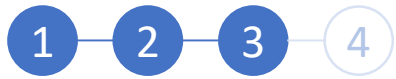
Mon niveau d'anglais (et autres langues)
La saisie du niveau d'anglais est obligatoire si vous ajoutez des formations Taught in English dans votre panier. Si vous déclarez un test d'anglais vous devez joindre un justificatif.

Complet

J'ai étudié l'anglais :	Oui	Nature de l'examen :	IELTS	Modifier ↗
J'ai déjà passé un examen d'anglais :	Oui	Score global obtenu :	7.50	Justificatifs(1)
		Sur un total de :	9	
		Année :	2020	

[Retour ×](#)

Click on « Back »



V. How to create an online file?



I am applicant I am accepted Ma messagerie Mon compte

[Welcome](#) > [I am applicant](#) > [I enter my file](#) > **My cart of programs**

My cart of programs

 **Incomplete**

Your cart does not include any program



You know which programs you want to select in France. You will be able to apply for, adding in your cart the programs you are interested in. If you do not know which program, consult the catalog on Campus France website or schedule an orientation appointment.

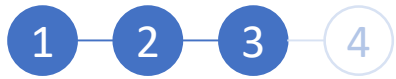
[Rules for the constitution of the program cart](#)

[Add a program +](#)

Your cart does not contain any program. Click on "add a program" in order to fill out your cart.

[Back ×](#)

:
Before starting to select the programs, read carefully the rules for the constitution of the programs cart



V. How to create an online file?



Read carefully the rules for the constitution of the programs cart

https://pastel.diplomatie.gouv.fr/etudesenfrance/dyn/protected/etudiant/ET_AFO/afficherReglesConstitution.html?sctxid=7-1382e3472a&_csrf=064d995d-9eca-4b...

Règles de constitution du panier

Vous pouvez ajouter jusqu'à 7 demandes de formation dans votre panier. Certaines de ces demandes obéissent à des règles particulières :

1ère années de licence ou de PACES

Ces formations sont soumises à la réglementation dite « DAP blanche ». Vous pouvez sélectionner jusqu'à 3 demandes. Vos demandes seront étudiées simultanément par les établissements. Vous devrez répondre dans le créneau de date indiqué

Diplômes d'architecture (licence, master, HMONP)

Ces formations sont soumises à la réglementation dite « DAP jaune ». HMONP désigne l'Habilitation à exercer la Maîtrise d'œuvre en son Nom Propre. Vous devez obligatoirement sélectionner 2 formations du même type de diplôme. Ne sont pas concernés par la DAP jaune, les candidates à une inscription pour l'obtention d'un diplôme de spécialisation en architecture (DSA), d'un diplôme propre aux écoles d'architecture (DPEA) ou d'un doctorat.

Vous devez prioriser vos demandes. Si vous êtes refusé par l'établissement de 1er vœu, il transmettra votre candidature à l'établissement de 2nd vœu.

Vous devez également envoyer un dossier de travaux au Ministère de la Culture, qui le fera suivre à l'établissement de 1er vœu. Pour plus de détails, veuillez consulter la fiche d'information accessible à partir de votre panier (lien « Consulter » à droite).

Attention, pour les deux procédures de demande d'admission préalable (DAP), la date limite de dépôt des dossiers est fixée au 22 janvier.

IUT

Vous devez prioriser vos demandes. Toutes les demandes sont transmises simultanément aux établissements concernés.

Ecoles Polytech

Vous pouvez ajouter jusqu'à 3 demandes de formation pour les écoles du groupe Polytech.

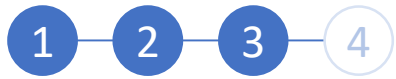
Vous devez prioriser vos demandes. En cas d'admissibilité, vous serez convoqué par Polytech pour la spécialité la mieux classée dans votre liste de vœux. L'ordre est donc important. Par exemple si vous avez classé (dans cet ordre) les Ecoles A, B et C et que l'Ecole A a répondu Non, alors que les écoles B et C ont répondu Oui, l'entretien portera sur l'intégration de l'Ecole B.

Recommandations importantes

Si vous avez postulé pour des formations en 1ère année de licence (DAP blanche), vous pouvez aussi postuler pour d'autres formations du même niveau d'entrée (IUT par exemple) dans des domaines similaires.

Les places en IUT étant limitées, l'admission pour ces formations est très sélective.

Faites attention à la cohérence de vos demandes et à la précision de vos motivations. Même si vous pouvez ajouter jusqu'à 7 formations, ce n'est pas une obligation. Les établissements n'accueillent que les motivations qui correspondent aux formations visées, ou qui sont très vagues. Il vaut



V. How to create an online file?



Select all other programs

you can select up to **7 programs**

Type the level of the program and the major, like so, then click on « Search »

I am applicant I am accepted Ma messagerie Mon compte

[Welcome](#) > [I am applicant](#) > [I enter my file](#) > [My cart of programs](#) > **I add a program in my cart**

I add a program in my basket [See the cart](#)

I look for a special program

i (The access to some programs are submitted to specific rules.)

Rules for the constitution of the program cart

- First year of an undergraduate degree program at a French university [?](#)
- Architecture diploma (licence, master, HMONP) [?](#)
- All other programs [?](#)

I look for programs * :
ex.: chimie DUT Nantes

master biologie

More options/Less options

Search

V. How to create an online file?



For programs in English

click on « taught in English »

All other programs ?

I look for programs * :
ex.: chimie DUT Nantes

master biologie

More options/Less options

Search

I select my program ?

- Général
 - Diplôme d'université
 - Formation d'école spécialisée
 - Master indifférencié (recherche et professionnel)
 - Master professionnel
 - Master recherche
 - Mastère spécialisé
- Taught In English

V. How to create an online file?



For programs in English

or activate « More option/Less option » and in the catalog click on more « taught in English »

I add a program in my basket See the cart

I look for a special program

i (The access to some programs are submitted to specific rules.)

Rules for the constitution of the program cart

- First year of an undergraduate degree program at a French university ?
- Architecture diploma (licence, master, HMONP) ?
- All other programs ?

I look for programs * :
ex.: chimie DUT Nantes

master biologie

More options/Less options

in the catalog * : ?

All v

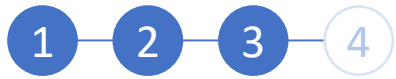
- All
- Général
- Français Langue Etrangère
- Taught In English

field of study :

Indifferent v

Sub-field of study :

Indifferent v



V. How to create an online file?



Choose the program
and click on « Select »

I select my program ?

- Taught In English
 - Master indifférencié (recherche et professionnel)
 - Master of Science (MSc)
 - Applied Physics and Engineering Sciences **year 1, year 2** Select

I choose my year of enrollment ?

year 1 (bac + 4) ▼

I select an institution between all with the same program ?

For the following program : Master of Science (MSc) Applied Physics and Engineering Sciences

- INSA Centre Val de Loire
 - INSA Centre Val de Loire
 - Site de Blois Select
 - Site de Bourges Select

I review the presentation of the chosen program

Master of Science (MSc) Applied Physics and Engineering Sciences (year 1) INSA Centre Val de Loire - INSA Centre Val de Loire - Site de Blois

Add a selected program in the cart

Back to the program cart ×

V. How to create an online file?



Click on the program then check the prerequisites

I select my program

- Taught In English
 - Master indifférencié (recherche et professionnel)
 - Master of Science (MSc)
 - Applied Physics and Engineering Sciences year 1, year 2 Select

I choose my year of enrollment


year 1 (bac + 4)

I select an institution between all with the same program
 For the following program : Master of Science (MSc) Applied

- INSA Centre Val de Loire
 - INSA Centre Val de Loire
 - Site de Blois
 - Site de Bourges

I review the presentation of the chosen program

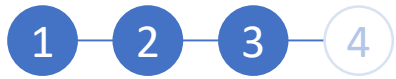
Master of Science (MSc) Applied Physics and Engineering Sciences (year 1) INSA Cer



Add a selected program in the cart

Informations about the program

Program :	Master of Science (MSc) Applied Physics and Engineering Sciences
Year of enrollment :	year 1 (bac + 4)
Institution :	INSA Centre Val de Loire - INSA Centre Val de Loire
City :	Blois
	Formation proposée par un établissement labellisé "Bienvenue en France"
	Institution connected to Etudes en France app
Type of diploma considered :	Master of Science (MSc)
Nombre d'années de la formation :	2 year(s)
Teaching language :	Français et anglais
Annual cost of the program :	3770 Euros
prerequisites :	In M1, recruitment is open to students with : Bachelor's degrees in EEA/ Physics/ Applied Physics/ Engineering Sciences, Electrical Engineering, Physical Measurement. All the courses are taught in Bourges Campus.
	In M2, recruitment is open to students with: M1 Applied Physics, E3A, Engineers, Engineering Science... (For international students: admission on file by equivalence)
	INSA contact for M1: Guy Feuillard & Adel Hafiane



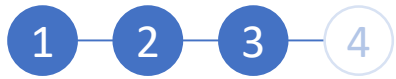
V. How to create an online file?



Attention!

Certain programs require a **procédure parallèle**.

You must **contact the selected university** for your application to be verified.



V. How to create an online file?



Select the program by clicking on « Add selected program in the cart»

year 1 (bac + 4) ▼


I select an institution between all with the same program ?

For the following program : Master of Science (MSc) Applied Physics and Engineering Sciences

- INSA Centre Val de Loire
 - INSA Centre Val de Loire
 - Site de Blois Select
 - Site de Bourges Select

I review the presentation of the chosen program

Master of Science (MSc) Applied Physics and Engineering Sciences (year 1) INSA Centre Val de Loire - INSA Centre Val de Loire - Site de Blois



[Add a selected program in the cart](#) [Back to the program cart ×](#)



This is the page that is displayed when the selection is taken into account

I select an institution between all with the same program

For the following program : Master of Science (MSc) Applied Physics and Engineering Sciences

- INSA Centre Val de Loire
 - INSA Centre Val de Loire
 - Site de Blois [Select](#)
 - Site de Bourges [Select](#)

✓ • Added program

I review the presentation of the chosen program

Master of Science (MSc) Applied Physics and Engineering Sciences (year 1) INSA Centre Val de Loire - INSA Centre Val de Loire - Site de Blois



Add a selected program in the cart

Back to the program cart ×



You can access your programs cart by clicking on « See the cart »

I am applicant I am accepted Ma messagerie Mon compte

Welcome > I am applicant > I enter my file > My cart of programs > I add a program in my cart

I add a program in my basket [See the cart](#)

I look for a special program

i (The access to some programs are submitted to specific rules.)

Rules for the constitution of the program cart

- First year of an undergraduate degree program at a French university ?
- Architecture diploma (licence, master, HMONP) ?
- All other programs ?

I look for programs * :
ex.: chimie DUT Nantes

master physics

V. How to create an online file?



I am applicant I am accepted Ma messagerie Mon compte

Welcome > I am applicant > I enter my file > My cart of programs

My cart of programs 🔔 Incomplete Your cart contains 1 program

i You know which programs you want to select in France. You will be able to apply for, adding in your cart the programs you are interested in. If you do not know which program, consult the catalog on Campus France website or schedule an orientation appointment.

Rules for the constitution of the program cart Add a program +

My selected programs in Master of Science (MSc) 🔔 **Incomplete : miss the goal**
Write my goals

Program	Year of enrollment	Institution	City	Action
Master of Science (MSc) Applied Physics and Engineering Sciences	year 1 (bac + 4)	INSA Centre Val de Loire - INSA Centre Val de Loire	Blois	Browse Delete

Click on « **Write my goals** » to create a cover letter

V. How to create an online file?



I write my goals for my programs in Master of Science (MSc).

List of selected programs I must write my goals.

i The following programs have not received goals yet. You can :

- write a new goal. In this case, tick the goal you want to write and click on "New goal"
- Link programs to a goal already written. In this case, check the related programs, select one of your goals in the list and click on "link to".

Select :

All

None

Select the programs to which you would like to add a cover letter, then click on « New goal »

List of selected programs I have to write my goals

Program	Year of enrollment	Institution	City	Action
<input checked="" type="checkbox"/> Master of Science (MSc) Applied Physics and Engineering Sciences	year 1 (bac + 4)	INSA Centre Val de Loire - INSA Centre Val de Loire	Blois	 Browse

New goal

[Back to the program cart](#) ×


V. How to create an online file?



Type a title to your cover letter, write your letter then click on « Register »

i Give a French title to your goals to use it again for other selected programs. For example : "mon projet master informatique graphique".

I write my goals for the following programs :

Program	Year of enrollment	Institution	City	Action
Master of Science (MSc) Applied Physics and Engineering Sciences	year 1 (bac + 4)	INSA Centre Val de Loire - INSA Centre Val de Loire	Blois	 Browse

Why do I choose this (or these) program ? Why do I choose this institution ? What is my professional goal at the end of this program ? (The goals must be written in French)
Characters : 0 / 2500

[Register](#) [Cancel x](#)

V. How to create an online file?



Click on « Add a selected program in the cart» to complete your selection

!

My cart of programs

? Incomplete

Your cart contains 2 programs

i You know which programs you want to select in France. You will be able to apply for, adding in your cart the programs you are interested in. If you do not know which program, consult the catalog on Campus France website or schedule an orientation appointment.

Rules for the constitution of the program cart

Add a program +

? My selected programs in Diplôme d'architecture (DAP jaune)

Incomplete : program missing

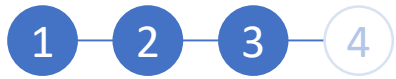
? Write my goals

Program	Year of enrollment	Institution	City	Action
Diplôme d'Etat d'architecte (grade de master)	year 1 (bac + 4)	Ecole nationale supérieure d'architecture de Strasbourg	Strasbourg	<p>Browse</p> <p>Delete</p>

Portfolio :

i Vous pouvez ajouter votre portfolio au format PDF. Le fichier ne doit pas dépasser 50 Mo.

Choisir un fichier Aucun fichier choisi



V. How to create an online file?



List of selected programs I must write my goals.

i The following programs have not received goals yet. You can :

- write a new goal. In this case, tick the goal you want to write and click on "New goal"
- Link programs to a goal already written. In this case, check the related programs, select one of your goals in the list and click on "link to".

Select :

All

None

click on « back to the programs cart » to add a new program

List of selected programs I have to write my goals

Program	Year of enrollment	Institution	City	Action
<input type="checkbox"/> Diplôme d'Etat d'architecte (grade de master)	year 1 (bac + 4)	Ecole nationale supérieure d'architecture de Strasbourg	Strasbourg	Browse

New goal +

[Back to the program cart ×](#)

V. How to create an online file?



your programs cart should display « **Complete** »

Complet

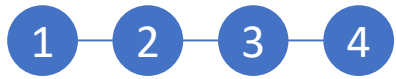
My cart of programs Complete Your cart contains 1 program

i You know which programs you want to select in France. You will be able to apply for, adding in your cart the programs you are interested in. If you do not know which program, consult the catalog on Campus France website or schedule an orientation appointment.

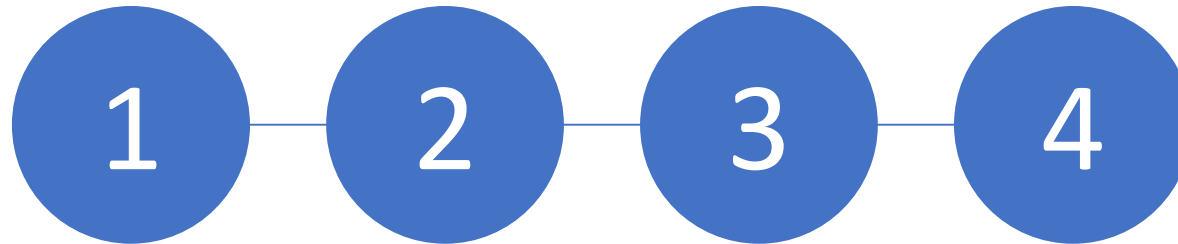
Rules for the constitution of the program cart Add a program +

My selected programs in Master of Science (MSc) **Complete** Write my goals

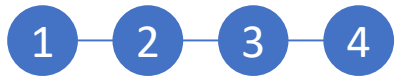
Program	Year of enrollment	Institution	City	Action
Master of Science (MSc) Applied Physics and Engineering Sciences	year 1 (bac + 4)	INSA Centre Val de Loire - INSA Centre Val de Loire	Blois	 Browse Delete



V. How to create an online file?



Step 4:
Submit your file



V. How to create an online file?



I am applicant I am accepted Ma messagerie Mon compte

Welcome > I am applicant

I am applicant

1 - 1 - I enter my file -



The electronic application file is mandatory to apply for the institutions with the Etudes en France process. We advice you to fill out in order the following 3 steps.

→ 11 - I enter my personal data **Complete**

→ 12 - I fill out my programs cart **Complete**

→ 13 - I submit my file to Campus France USA

2 - 2 - I prepare the hard copy of application +

3 - 2 - Campus France USA is checking your application form +

4 - 3 - The institutions verify your applications +

click on
« I am applicant »
to verify that your file
displays « Complete »,
then click on
« I submit my file to
Campus France USA »



V. How to create an online file?

- 1
- 2
- 3
- 4

After checking that all sections display the word “Complete”, Check the boxes « I reviewed my application and I certify the accuracy of the statements made.», and « Je certifie avoir pris connaissances des prérequis relatifs aux documents auxquels je candidate »

then click on « I submit my file to Campus France USA »

! If you see Campus France USA, don't worry this is a bug that is being fixed, but your file is submitted for Lebanon

I submit my file

i When your application file is finished, please check that it is complete and submit it to Campus France USA.

I verify my file is complet and I complete it if necessary

! Attention, il faut prendre connaissance des prérequis relatifs aux formations auxquelles vous candidatez

My personal data		
My personal situation	Complete	Access the section
My education and my diplomas	Complete	Access the section
My linguistic competencies	Complete	Access the section
My cart of programs		
Master of Science (MSc)	Complete	Access the section

I review my file and I submit it to Campus France USA

- I reviewed my application and I certify the accuracy of the statements made.
- Je certifie avoir pris connaissance des prérequis relatifs aux formations auxquelles je candidate

! Warning : once your folder has been submitted, you cannot make any changes !

I submit my file to Campus France USA

You did not indicate that you reviewed your file

Vous n'avez pas indiqué avoir pris connaissance des prérequis relatifs aux format

i The collected informations are subject to computer processing to facilitate steps students willing t opposition, these informations will also allow us to contact you during your studies in France and o

i When your application file is finished, please check that it is complete and submit it to Campus France USA.

I verify my file is complet and I complete it if necessary

! Attention, il faut prendre connaissance des prérequis relatifs aux formations auxquelles vous candidatez

My personal data		
My personal situation	Complete	Access the section
My education and my diplomas	Complete	Access the section
My linguistic competencies	Complete	Access the section
My cart of programs		
Master of Science (MSc)	Complete	Access the section

I review my file and I submit it to Campus France USA

- I reviewed my application and I certify the accuracy of the statements made.
- Je certifie avoir pris connaissance des prérequis relatifs aux formations auxquelles je candidate

! Warning : once your folder has been submitted, you cannot make any changes !

I submit my file to Campus France USA

i The collected informations are subject to computer processing to facilitate steps students willing to apply for higher education in France. Without your opposition, these informations will also allow us to contact you during your studies in France and once your studies completed.

V. How to create an online file?



⚠ Attention, il faut prendre connaissance des prérequis relatifs aux formations auxquelles vous candidatez

My personal data		
My personal situation	Complete	Access the section
My education and my diplomas	Complete	Access the section
My linguistic competencies	Complete	Access the section
My cart of programs		
Master of Science (MSc)	Complete	Access the section

Click « Yes » if you are sure you want to submit your file

I review my file and I submit it to changes ! Do you really want to submit your folder ?

I reviewed my application and I certify the yes No

Je certifie avoir pris connaissance des prérequis relatifs aux formations auxquelles je candidate

⚠ Warning : once your folder has been submitted, you cannot make any changes !

I submit my file to Campus France USA



Click on
"I am applicant"
to return to the main
page

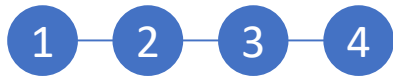
I submit my file

i When your application file is finished, please check that it is complete and submit it to Campus France USA.

I verify my file is complet and I complete it if necessary

A Attention, il faut prendre connaissance des prérequis relatifs aux formations auxquelles vous candidatez

My personal data		
My personal situation	Complete	Access the section
My education and my diplomas	Complete	Access the section
My linguistic competencies	Complete	Access the section
My cart of programs		
Master of Science (MSc)	Complete	Access the section



V. How to create an online file?



I am applicant | I am accepted | Ma messagerie | Mon compte

Welcome > I am applicant

I am applicant

1- 1- I enter my file

2- 2- I prepare the hard copy of application

Bonjour Aiada EZZEDDINE,
Il est temps de constituer votre dossier papier.
Celui-ci doit comporter les copies des pièces suivantes :

- Pièce d'identité
- Justificatif de statut particulier (si vous avez déclaré des statuts particuliers bac, bourse, ou autre)
- Justificatifs des activités de mon cursus
- Résultats des tests de langue

Merci de le faire parvenir à
Campus France Liban
Institut Français du Liban - rue de Damas - Beyrouth - Liban

Cordialement,
Votre Espace CampusFrance
Ce message a été envoyé automatiquement. Nous vous remercions de ne pas répondre.

[I make an appointment to bring my application file](#)

Click on
“i prepare the hard
copy of application”
to book an
appointment at
Campus France

click on
« I make an
appointment to bring
my application file »

I am applicant | I am accepted | Ma messagerie | Mon compte

Welcome > I am applicant

I am applicant

1- 1- I enter my file

2- 2- I prepare the hard copy of application

Bonjour Aiada EZZEDDINE,
Il est temps de constituer votre dossier papier.
Celui-ci doit comporter les copies des pièces suivantes :

- Pièce d'identité
- Justificatif de statut particulier (si vous avez déclaré des statuts particuliers bac, bourse, ou autre)
- Justificatifs des activités de mon cursus
- Résultats des tests de langue

Merci de le faire parvenir à
Campus France Liban
Institut Français du Liban - rue de Damas - Beyrouth - Liban

Cordialement,
Votre Espace CampusFrance
Ce message a été envoyé automatiquement. Nous vous remercions de ne pas répondre.

[I make an appointment to bring my application file](#)



I make an appointment for Submission file

Place of the appointment :

Campus France Liban

Adresse exacte :

Institut Français du Liban - rue de Damas - Beyrouth - Liban

I select the slot time available (o), and I validate my choice by clicking on the button below the calendar. The hours are presented according to the time zone of the interview place.

Timetable	Monday 07/10/2024	Tuesday 08/10/2024	Wednesday 09/10/2024	Thursday 10/10/2024	Friday 11/10/2024	Saturday 12/10/2024	Sunday 13/10/2024
From 08:30 to 08:45							
From 08:45 to 09:00							
From 09:00 to 09:15		<input type="radio"/>					
From 09:15 to 09:30		<input checked="" type="radio"/>					
From 09:30 to 09:45		<input type="radio"/>					
From 09:45 to 10:00		<input type="radio"/>					
From 10:00 to 10:15							
From 10:15 to 10:30		<input type="radio"/>					
From 10:30 to 10:45							

Select the time slot that suits you

- 1
- 2
- 3
- 4

V. How to create an online file?



click on
« Prendre rendez-vous
pour le créneau
sélectionné »

From 15:30 to 15:45
From 15:45 to 16:00
From 16:00 to 16:15
From 16:15 to 16:30
From 16:30 to 16:45
From 16:45 to 17:00
From 17:00 to 17:15
From 17:15 to 17:30
From 17:30 to 17:45
From 17:45 to 18:00

Make an appointment for the time slot selected

- 1
- 2
- 3
- 4

V. How to create an online file?



Click “Yes” to confirm your time slot choice

From 15:45 to 16:00	
From 16:00 to 16:15	
From 16:15 to 16:30	
From 16:30 to 16:45	
From 16:45 to 17:00	
From 17:00 to 17:15	
From 17:15 to 17:30	
From 17:30 to 17:45	
From 17:45 to 18:00	

Vous are going to make an appointment to the Campus France Liban on the 08/10/2024 at 09:15. Are you sure you want to carry on ?

yes No

Make an appointment for the time slot selected



This is the page that appears confirming your appointment

I make an appointment for Submission file

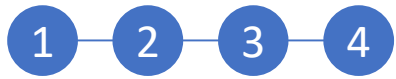
Place of the appointment : Campus France Liban

Adresse exacte : Institut Français du Liban - rue de Damas - Beyrouth - Liban

I select the slot time available (o), and I validate my choice by clicking on the button below the calendar. The hours are presented according to the time zone of the interview place.

✓ Your appointment for the 08/10/2024 at 09:15 has been registered. You will receive a reminder to your mail box 1 days before. Please, advise Campus France USA in case of impediment.

Timetable	Monday 07/10/2024	Tuesday 08/10/2024	Wednesday 09/10/2024	Thursday 10/10/2024	Friday 11/10/2024	Saturday 12/10/2024	Sunday 13/10/2024
From 08:30 to 08:45							
From 08:45 to 09:00							
From 09:00 to 09:15		<input type="radio"/>					
From 09:15 to 09:30		<input checked="" type="radio"/>					
From 09:30 to 09:45		<input type="radio"/>					
From 09:45 to 10:00		<input type="radio"/>					



V. How to create an online file?



You must print your invitation.
Click again on « I am applicant»
click on « I prepare the hard copy of application»
then click on « Imprimer convocation »

I am applicant

1 - 1 - I enter my file

2 - 2 - I prepare the hard copy of application

Hello Aiada EZZEDDINE,

Your appointment to drop off your application materials has been set for 08/10/2024 at 09:15.

Please present yourself to Campus France Liban - Institut Français du Liban - rue de Damas - Beyrouth - Liban.

With all the supporting documents of your file:

- Identification
- Proof of special status (if you have declared special baccalaureate, scholarship, or other status)
- Proof of activities in my curriculum
- Language test results


And a printout of your convocation.

Sincerely,

Your CampusFrance space

This message has been sent automatically. Please do not reply.

Translated with www.DeepL.com/Translator (free version)

 [Imprimer convocation](#)

3 - 2 - Campus France USA is checking your application form

4 - 3 - The institutions verify your applications



You must present your invitation on the day of your appointment

ps://pastel.diplomatie.gouv.fr/etudesenfrance/dyn/protected/etudiant/ET_IRV/imprimerConvocation.html?sctxid=1-3b5cd2e0f4&_csrf=ad1cb631-46f1-472b-b37c-26209dbe6d44&idTypeFonctionAnte

Automatic Zoom

Espace Campus France Liban


**MINISTÈRE
DE L'EUROPE
ET DES AFFAIRES
ÉTRANGÈRES**
*Liberté
Égalité
Fraternité*

Convocation Dépôt de dossier

Nom : DAOU	Identifiant Campus France : LB22-03193
Prénom : Carine	Type de pièce d'identité : Passeport
Date de naissance : 29/09/2000	Numéro de pièce d'identité : RL1987654321

Votre rendez-vous pour un dépôt de dossier aura lieu le 06/10/2022 à 09:30

Veuillez vous présenter à l'adresse suivante :

Campus France Liban
Institut Français du Liban - rue de Damas - Beyrouth - Liban

Veuillez apporter la pièce d'identité déclarée ci-dessus, ainsi que les originaux de vos justificatifs (relevés de notes, diplômes, etc...).

Merci d'apporter aussi une copie de tous les documents constitutifs de votre dossier pédagogique.

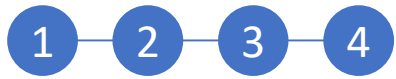


V. How to create an online file?



Now that you have submitted your application, you must attend your appointment to have your application validated and pay the application fees.

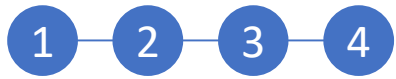
- Application fee: 300 euros
- Holders of the French baccalaureate 2021, 2022, 2023 and 2024 are exempt from application fees.



V. How to create an online file?



- You will receive an invitation via WhatsApp to take an interview in person or online.
- Once you have passed the interview, your file will be sent to the selected universities.
- You can check the universitie's answers in your account, Etudes en France in the section votre compte, « The institutions verify your applications».
- You have until May 31 to make your final choice in the section « I am accepted».

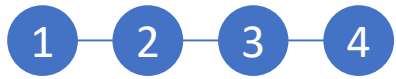


V. How to create an online file?



Following the confirmation of your final choice, go in person to Espace Campus France Beirut to collect your pre-consular certificate mandatory for the student visa application. The days dedicated to collecting the certificate will be communicated to you in due time on our Facebook and Instagram pages.

The visa application is made at the Consulate General of France in Beirut. To apply, make an appointment on the TLS Contact website. For more details on the different procedures, consult the tutorials available on the website of the French Embassy in Lebanon or the Campus France Lebanon website.



V. How to create an online file?



FOLLOW US !



www.liban.campusfrance.org



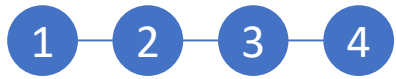
Campus France Liban



@CampusFranceLiban



Beyrouth@campusfrance.com



V. How to create an online file?



Find us!

Campus France offices are present in all French Institutes in Lebanon to inform you and help you in compiling your file.

The Campus France office in Beirut is located on the campus of the French Embassy, Institut Français du Liban, rue de Damas.

See you soon!